

Year 7 Learn sheet

CHALLENGE
Grade 2+


Examine your chosen image to produce a textured and well proportioned animal design

KEY WORDS
TONE
SHAPE
TEXTURE
PROPORTION
ACCURACY

AIM
Grade 1 to 2-

Demonstrate your understanding of tone and texture to create an animal drawing

AO1 Criteria 1
Develop ideas through investigations, demonstrating critical understanding of sources.




HT Literacy focus:
Use of sentence and punctuation mark appropriately (full stop, exclamation mark, question mark). Ensure each word is understood and spelled correctly. Identify

KEY FOCUS
• **RESILIENT**
Deal with setbacks

END OF LESSON
To complete by the end of the lesson

ANIMAL SKIN TEXTURES



AO3 Criteria 4
Present a personal and meaningful response that realises intentions and demonstrates understanding of visual language

Literacy Focus:
Understand subject specific vocabulary demonstrating analytical understanding

Good use of adding light and dark tones
CONVINCINGLY show **SOME** understanding of how to create interesting patterns that work well together.
Good level of proportion for the body of the insect

CLEARLY show **MODERATE** mark making and adding different tones
Great use of control when using a ballpoint pen to create detailed patterns
Accurate insect which is symmetrical on both sides.


KEY WORDS



Can **CLEARLY** demonstrate **SOME** basic understanding of creating tone and patterns through mark making
Some areas of bug are in proportion.



YEAR 7 LEVEL 4 -



Students will be able to mix colours, use highlights, mid-tones and shadows to create light effects, mood and the illusion of depth in my work.

Generally consistent observation and control in the application of media to demonstrate the Visual Elements – LINE, TONE, SHAPE, FORM, SPACE, COLOUR, PATTERN and TEXTURE

KEY WORDS

BLENDING
COLOUR WAS
COMPOSITION
ARRANGEMENT
TONE
PATTERN
MARK-MAKING