
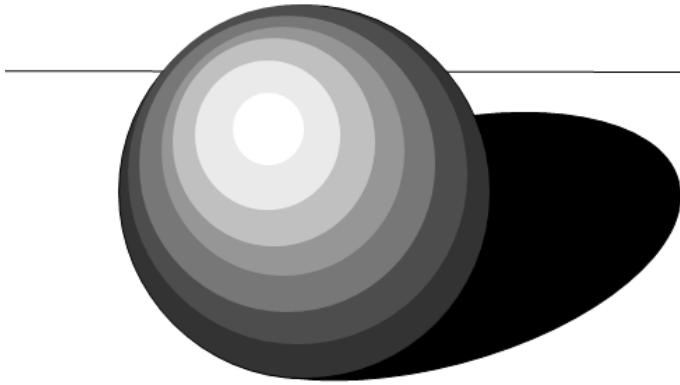


Shading a Sphere



Internal stand

Box Fold

V Fold

Name: _____

Rules for shading

For each of the images below match the correct keyword to the sentence.



KEYWORDS – One direction, white gaps, less pressure, pressure

1. Apply more _____ so the colour will show
2. Apply _____ to gain an even colour
3. Shade in _____ for a neat finish
4. Fill all _____ when shading to stop paper from showing

LEARN SHEET : YR 8 RESISTANT MATERIALS

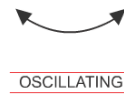
ROTARY MOTION

This is movement following a circular



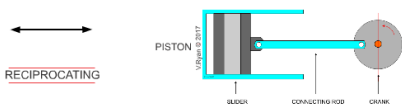
OSCILLATING MOTION

This is movement following a circular path, around a fixed point. .



RECIPROCATING MOTION

Reciprocating motion is a repetitive movement left to right OR up and down.

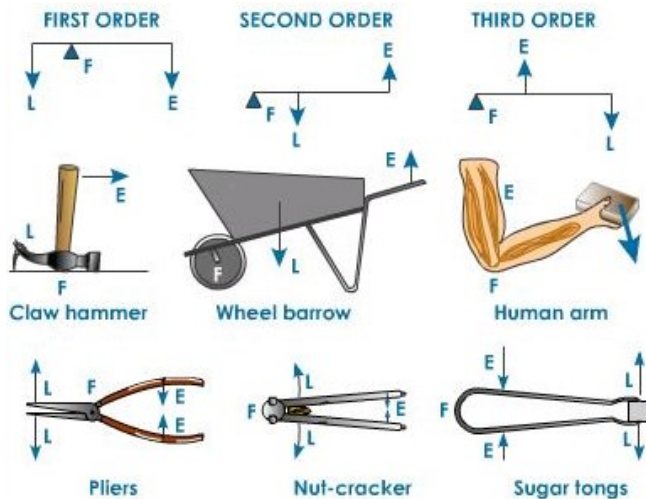
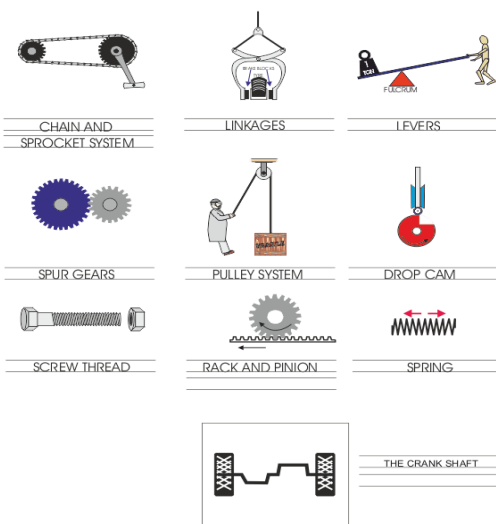


Linear motion is movement in a straight line and in one direction.




LEVERS

TYPES OF MECHANISM



TOOLS

	<p>Coping saw Used for cutting curves in wood and plastic</p>	<p>Woodworking vice Used for holding your work so you don't have to</p>	
	<p>Tenon saw Used for cutting straight lines in wood</p>	<p>Belt sander Used for removing small amounts of wood and plastic from your work</p>	
	<p>Try square Used for creating accurate perpendicular lines</p>	<p>Pillar drill Used for drilling holes of different diameters into wood, plastic or metal</p>	
	<p>Bench hook Used for holding your work safely when cutting with a saw</p>	<p>Steel rule Used for accurately measuring and marking out</p>	